



NEW HOLLAND T9

T9.390 | T9.450 | T9.505 | T9.560 | T9.615 | T9.670



YOU'LL BE HARD PRESSED TO FIND THIS MANY HORSES SO WELL TRAINED

At New Holland we have put all our tractor building experience into making the T9 tractor series more comfortable and even easier to drive. We have not neglected your core demands either. High capacity axles, advanced transmission control and ultra-efficient power units are housed in a chassis size to match your business needs. Just take a look at what T9 Series tractors have to offer.



MORE POWER AND PRODUCTIVITY

T9 tractors boast New Holland's cutting-edge ECOBlue™ SCR technology for Tier 4A compliance. This means that the Cursor 9 and 13 powerplants benefit from exceptional breathability for a significant performance advantage. Massive power growth delivers a peak power up to 10% higher than the rated power, easing the T9 through the toughest work.



ABSOLUTE DRIVING PLEASURE

New Holland put the operator right at the heart of the tractor. Easy to use controls are matched to brilliant all-round visibility. Four-point cab suspension is available for the smoothest ride.



MAXIMUM VERSATILITY

New Holland have brought high horsepower tractors down to size by using a narrow (36 inch) standard frame on models up to 557hp(CV). This narrow frame in conjunction with larger diameter tyres make the new T9 ready for anything.



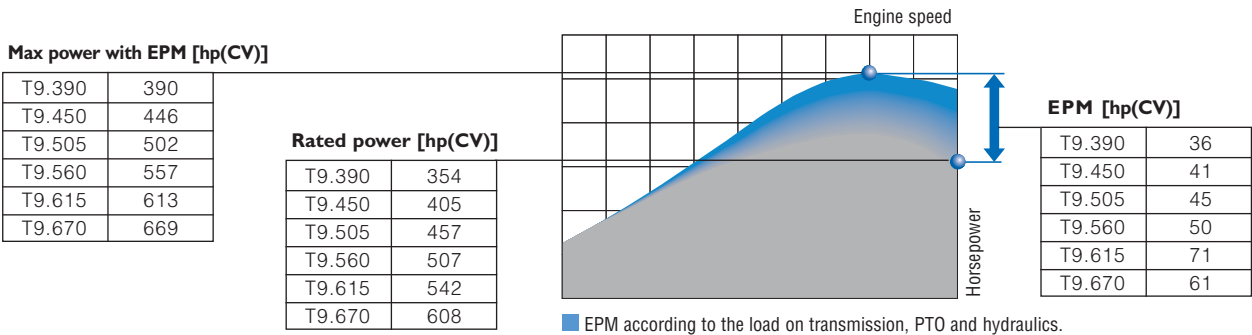
LOWER OPERATING COSTS


Operating costs for the new, Tier 4A compliant T9 tractors, have been reduced thanks to cutting-edge ECOBlue™ SCR technology. The optimised fuel injection process delivers more power with less fuel. At 600 hours, the engine service intervals reduce cost further.



EXACTLY WHAT IT SAYS ON THE BONNET

T9 tractors offer improved performance thanks to the Tier 4A ECOBlue™ SCR advantage, and these productivity enhancing characteristics are immediately obvious to all users. How? Quite simply, it is on the bonnet. The first two digits 'T9' refer to the tractor's category and the following three, for example '560', refer to the maximum Engine Power Management horsepower. On most T9 engines this EPM figure also corresponds to the peak power, the power available for any application.





A GREAT VIEW
FROM THE MOST
COMFORTABLE
AND QUIETEST
CAB IN THE
BUSINESS

CAB THAT WORKS WITH YOU, DAY IN, DAY OUT

Step into the spacious cab through the frameless door. Settle into the seat and rest your arm on the SideWinder™ II armrest. Activate the buttons on the CommandGrip™ handle and remote valve paddles. Swap through the menus on the IntelliView™ III touchscreen monitor. Fire up the engine and feel its smooth quiet power. Welcome to New Holland.



SETTLE IN AND ENJOY THE RIDE

New Holland Comfort Ride™ cab suspension, offered on all T9 Series tractors, is revolutionary. All four corners of the cab are suspended on spring and damper units with a sophisticated anti-sway system to ensure you get a smooth and stable ride. Captive pin mounts provide full roll over protection.



YOUR UPGRADE TO BUSINESS CLASS

T9 operators are surrounded by comfort and convenience features. Leather seat, foot rests, carpet, sunshades, climate control, electrically adjusted mirrors and a fantastic view in every direction. Just some of the creature comforts waiting for you aboard a T9 tractor.



FROM DUSK TO DAWN

Cab roof, engine hood and fender worklights are easily controlled from a dedicated switch panel. A 360 degree lighting package supplies a combination of HID and halogen lights. Delayed lighting ensures that you can leave the tractor in safety before the lights are turned off.



AUTO COMFORT™ SEAT

Operator comfort is a key New Holland priority. The advanced Auto Comfort™ seat automatically adjusts to the weight of the operator. Offering precision controlled damping, the seat automatically reacts to shock loads before they reach the operator.

40° SWIVEL ANGLE



SWIVEL FOR ULTIMATE COMFORT

Operators who extensively use large rear equipment will be able work in absolute comfort, thanks to the seat's 40° swivel angle. Moreover, the SideWinder™ II armrest moves with the seat, so the controls are always where you need them, at the tip of your fingers.

SIDEWINDER II. DESIGNED AROUND YOU

As modern tractors offer increasingly sophisticated features there is a risk that they become more difficult to understand and operate. At New Holland we listened to our customers and developed the SideWinder™ II armrest to make everything simpler. All key controls are accessed from the armrest. Throttle, transmission and hydraulics. Everything you need to control is quickly and easily accessible. More advanced features can also be quickly accessed. Get in. Settle down. Job done.

INTELLIVIEW™ III TOUCHSCREEN

All the information you need at a glance. Fingertip adjustment of all key settings and compatible with the New Holland IntelliSteer® guidance system.

- Headland turn sequencing, HTS. Press to record, store and activate automated headland turn.
- Finger tip control for up to two remote valves.
- Rear linkage raise lower.
- IntelliSteer® autoguidance, automated steering engagement.
- Forward reverse shuttle switch.
- Change transmission ratio up and down.
- Ground Speed Management, GSM. Transmission and engine work together to optimise performance.





As awarded by The Chicago Athenaeum:
Museum of Architecture and Design.



EASY ACCESS TO ADVANCED FEATURES

Push the symbol. Activate the feature. The Integrated Control Panel, ICP, makes it simple to access advanced operating features. No need to scroll through menus to set up differential locks, HTS headland turn sequencing or ESM Engine Speed Management.



NEW HOLLAND GUIDANCE SYSTEMS TO MATCH YOUR NEEDS



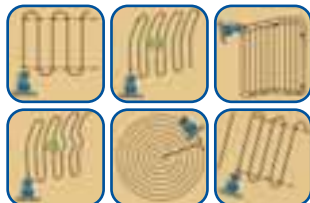
ALL WIRED UP READY FOR YOUR CHOSEN GUIDANCE SYSTEM

Series T9 tractors are standard with a fully integrated New Holland designed and developed IntelliSteer® Automatic Steering System. Matching DGPS or RTK Technology to fully integrated control, IntelliSteer helps ensure parallel pass to pass accuracy of up to 1-2cm*. IntelliSteer is ideal for precision work in even the most demanding situations. It is designed to dramatically improve operator performance and comfort. All this and more at the touch of a button.

* Using RTK correction signal.

FULLY INTEGRATED INTELLISTEER® GUIDANCE

Guidance system choice will relate to the intended applications and the need to integrate with existing systems. With T9 Series tractors, all IntelliSteer options operate via factory installed systems that facilitate installation and upgrades. This enables the selected package to be modified and upgraded simply and more economically.



INTELLIVIEW - VISIBLE INTELLIGENCE

The standard IntelliView™ III monitor can be used to set up the New Holland auto guidance systems, and includes a visual interface that can be employed when operating the IntelliSteer® system. The IntelliView™ III monitor has a touchscreen display which allows the programming of a variety of guidance paths, from straight A-B runs to the most complex adaptive curves. You can also personalize your settings simply and easily and even transfer information from your tractor, direct to your Precision Farming software.

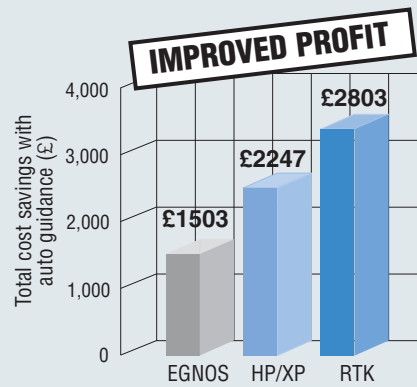


INTEGRATED CONTROL SYSTEMS

The New Holland IntelliSteer® System uses built-in T3 terrain compensated correction signals (roll, pitch, yaw) to keep the Navigation Controller II informed of the tractor's orientation. Also integrated into the hydraulic system is a control valve which converts the signals from the Navigation Controller II into hydraulic movements of the steering system.

GOOD GUIDANCE SAVES MONEY

IntelliSteer helps improve overall operating efficiency. In poor light or during long working days, precision driving is not compromised. Improved efficiency saves money. It is as simple as that.



LEVELS OF ACCURACY AND REPEATABILITY

New Holland offer four levels of accuracy. This enables you to select the right IntelliSteer® system to match your needs and budget. When using RTK correction with IntelliSteer it is possible to deliver year on year repeatability.

RTK BASE STATION

An RTK base station can be used to a correction signal to achieve a pass to pass accuracy of 1-2cm.



INTELLISTEER. ON AND OFF SIMPLICITY

The CommandGrip™ handle incorporates a single button that is used to activate the IntelliSteer system. New Holland makes advanced technology accessible.



FULL LASER LEVELLING INTERFACE

The electro-hydraulic system of T9 scraper tractors is 'plug and play' compatible with a wide range of third-party laser controlled levelling systems.



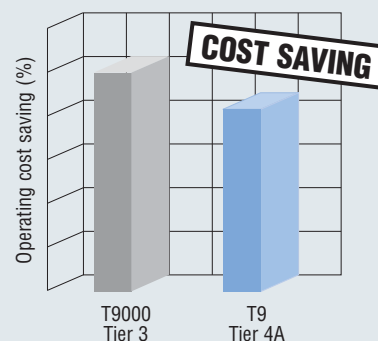
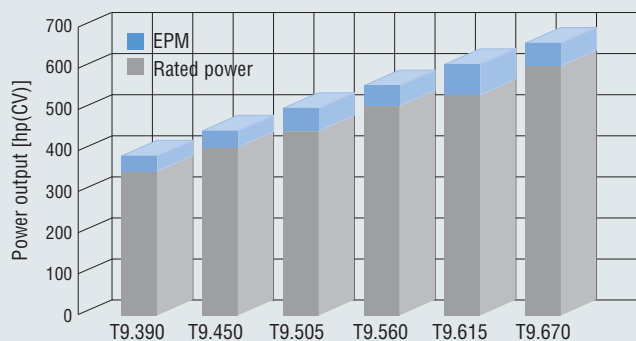
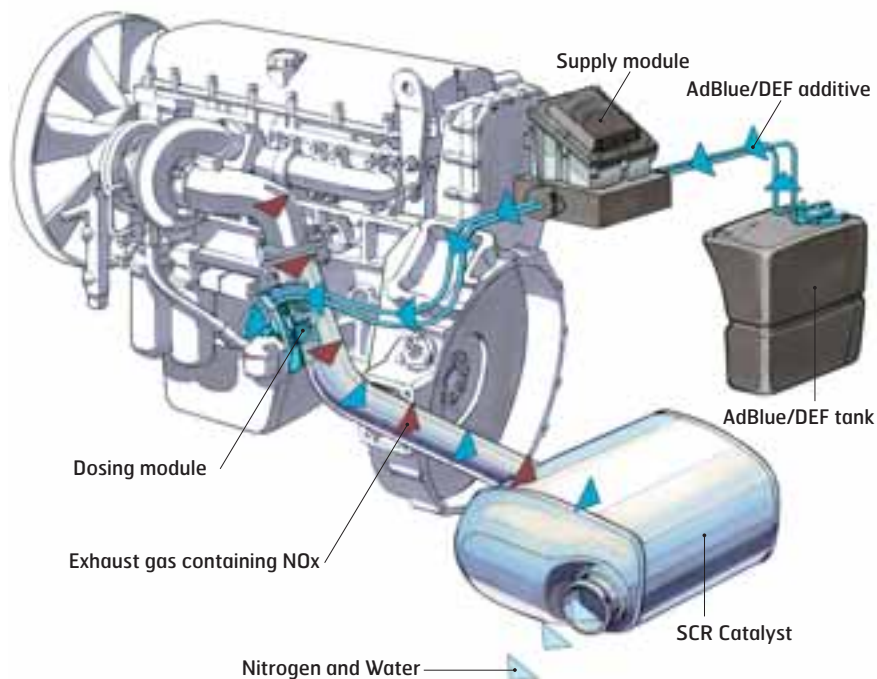
NH 372 RECEIVER

The NH 372 receiver is fully compliant with EGNOS, OmniSTAR or RTK correction. For RTK applications, a slim profile radio mounts underneath the receiver.



ULTIMATE ENGINE BREATHABILITY

T9 tractors are powered by the same family of advanced Tier 4A compliant Cursor engines used in New Holland CX combines. New Holland's engine development partner, FPT Industrial, has already produced over 150,000 SCR engines during the past five years. The proven ECOBlue™ SCR technology uses AdBlue® to transform the harmful nitrogen oxides contained in the exhaust gas into harmless water and nitrogen. This after-treatment system is separate from the main engine which means only clean, fresh air is fed into the engine. What does this mean? Clean running power units that offer improved performance and enhanced fuel efficiency.



ECOBUE™ SCR: YOUR POWER GUARANTEE

ECOBUE™ SCR guarantees exceptional performance and high productivity, independent of fuel quality, sulphur levels and without the need for costly diesel additives. More power from less fuel with clean emissions.



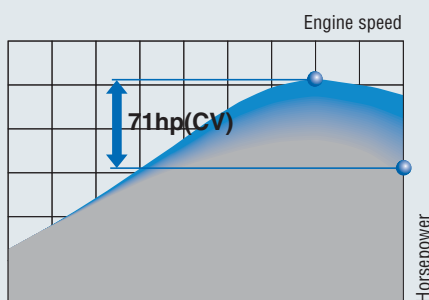
CLEAN RUNNING THAT SAVES MONEY

T9 tractors with their SCR engines suffer no performance constraints as a result of meeting the strict Tier 4A regulations. More power, increased torque while reducing overall running costs, including a 600 hour service interval, are all benefits of the SCR solution. Where does AdBlue® fit into the equation? Well, it's already been accounted for, and if that wasn't enough. AdBlue® should not be looked at as an extra cost, it's your route to a lower fuel bill. Whatever you spend on AdBlue®, it is paid for several times over by the reduction in fuel consumption and the increase in output! Improved environmental profile and reduced operating costs: it's a win-win situation.



ENGINE SPEED MANAGEMENT

In applications where a constant hydraulic flow or PTO speed are required, the operator can select Engine Speed Management. This will ensure this selected engine speed is constantly maintained under changing loads.



■ EPM according to the load on transmission, PTO and hydraulics.



EPM AND POWER GROWTH

Either with the Engine Power Management or through natural power growth, T9 will deliver substantial increases in power over the standard rated measurement. The T9.560 increases its power by as much as 50hp(CV) as peak power is reached or the EPM is active. Your output is the winner.

DESIGNED AND BUILT BY FPT INDUSTRIAL

Powerful engines designed for a long life. FPT Industrial have an enormous experience in the manufacture of high powered diesel engines. The knowledge brings you peace of mind that a T9 will perform and keep performing.



"The AdBlue system is very easy to use and it certainly didn't cost us anymore, in fuel in fact there are fuel savings so that's a massive benefit and we would certainly be looking to replace our existing tractor with this system."

James Wallis - Farmer - UK

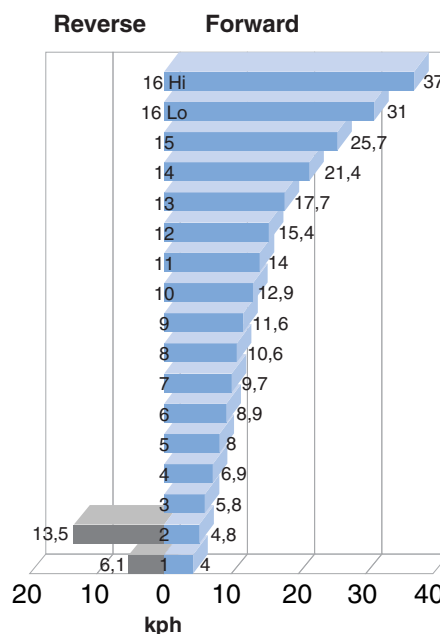


PROVEN DESIGN, MODERN CONTROL



THE FULL POWERSHIFT, TOUGHENED UP

Now with added strength and improved control, the Ultra Command™ full powershift transmissions developed for T9 tractors is something special. First, it benefits from a new control system using the CommandGrip™ handle. This provides finger tip access to 'manual' push button shifts and automated Ground Speed Management. Transport time between fields is kept to a minimum with a top speed of 37kph.



INTELLIVIEW III - GEAR AND SPEED AT A GLANCE

The standard IntelliView™ III display offers easy toggling between menus to display information including the exact engine speed and the selected transmission ratio. This information is duplicated by the 'A' pillar display, ensuring the operator always has key operating data to hand.



GSM. INTELLIGENT AUTOMATION


New Holland Ground Speed Management, GSM, is more than just an automated transmission shift system. With CVT-like functionality, it uses a combination of data relating to engine load, forward speed and operator setting, to manage both engine and transmission speeds to optimise performance and economy. Simple to set up and extremely efficient, GSM is well proven and dependable.

FIXED FORWARD SPEED? GSM TAKES CARE OF IT

When load conditions change in the field, GSM will automatically maintain a fixed forward speed. The operator first sets the desired working speed and then selects the GSM function. The automated system will then match engine and transmission speeds to maintain this fixed forward speed, to deliver the perfect balance between maintaining productivity without compromising economy.

FULL COMMAND IN TRANSPORT

During road transport, GSM will automatically shift the transmission according to load and throttle settings.



EASY SHUTTLE

The forward reverse shuttle is operated via a steering column lever or the CommandGrip™ handle fitted on the SideWinder™ II armrest. Two methods of changing direction, you choose the most convenient for your job. To reduce shock loads on the transmission, the shuttle clutch pack is fully modulated for a smooth change in travel direction.

WE HAVE THE TRACTOR THAT ANSWERS YOUR NEEDS.

The new narrow frame of the T9.390 to T9.560 allows these high powered tractors to be far more flexible in the work they do. No longer confined to large fields, T9 has the maneuverability of far smaller tractors. Thanks to a 42 degree pivot angle the turning radius is just 4900mm. Fast headland turns with no soil smearing, that's another T9 advantage.

STANDARD FRAME
900/60R42 super singles



STANDARD FRAME
520/85 R46 duals



WIDE FRAME
710/70R42 duals



TRUE TRACTION

With a high powered pivot steer tractor, you have the benefit of true four wheel drive. Individual control of a front and rear differential lock will ensure that when conditions become tough, you'll have the best chance of pulling through rather than parking up.





AXLES BUILT FOR THE JOB

Regardless of frame size, T9 axles have been engineered and built to stand up to even the most demanding conditions. These tough axles handle high torque loads with ease, and also offer absolute operator comfort. How? They feature planetary input gears for the ultimate in quiet operation.



THE RIGHT WHEELS AND TYRES FOR YOUR APPLICATION

T9 has been engineered to take the tallest of tyres. Larger diameter tyres increase the tyre footprint length to maximise traction without adding extra width. The 900/60R42 single tyres keep the overall width to 3 metres, making the T9 simple to move around.



MORE STOPPING POWER

T9 tractors are fitted with a completely new braking system. Both the transport and park brakes are more powerful with a trailer braking circuit included as standard. Optional automatic engine braking is activated during transport. This uses the engine to slow the tractor when the throttle is fully released.

ROBUST DESIGN MEETS PERFECT BALANCE

New Holland T9 tractors use an exceptionally robust articulated Tri-Point chassis. Engineered to reduce maintenance and provide exceptional strength, the Tri-Point system ensures a well balanced weight transfer between the front and rear axles. In both drawbar and three-point linkage applications, significantly less ballast is required. This can assist owners seeking to reduce equipment weights to meet the demands of controlled traffic farming. T9 scraper tractors use the same Tri-Point chassis. No costly modifications are needed.



STRENGTH MEETS FLEXIBLE DESIGN

All models can be equipped with a CAT IV-N quick-hitch rear linkage, convertible to CAT III on standard frame models. Lift capacity rises to over 9071kg on standard frame tractors, in line with the high power output of the T9.560. A 20 spline 1000 speed PTO option is also available.

DRAWBAR OPTIONS

A heat-treated two position agricultural solid bar is fitted to standard frame models. A heavy duty Class 5 is offered on wide chassis models. For scraper models, a quick-hitch drawbar is Standard. Load capacities can be in excess of 4983kg on all T9 tractors, dependent on drawbar choice.



T9: BUILT SCRAPER READY

T9 tractors can be factory specified to meet the demands of scraper operators. Choices include heavy duty axles and a purpose developed drawbar. With combined high capacity and MegaFlow™ pump options, hydraulic output can reach 428 litres per minute.



THE RIGHT BALANCE

It takes experience to ballast an articulated tractor correctly. Get the weights wrong, and performance, fuel use, soil compaction and productivity can all suffer. At New Holland we have established ballast guidelines that make it easier to optimise ballast, with purpose-developed weight packs that can be tailored to match your needs.



IMPRESSIVE HYDRAULIC FLOW

T9 tractors have a high flow pump with a 216lpm as standard. For demanding hydraulic applications, an optional MegaFlow™ pump is available which delivers an extra 212lpm of hydraulic flow to one bank of remotes. For those who require the ultimate in hydraulic flow, the MegaFlow™ II option is available ensuring total hydraulic flow is available to all remotes. A large coupler is available for applications that demand unrestricted oil flow.



UP TO EIGHT ELECTRONIC REMOTES

The remote valves fitted to T9 tractors are easily identifiable and to relate to their in-cab control. The operator can access all eight without having to move away from the comfort of the SideWinder™ II armrest. Four colour-coded paddles and a centrally positioned joystick make it simpler to identify and work each remote with exact precision. The CommandGrip will also give access to two valves. Flow, timing and detent settings can be set to precisely match the job in hand. Each valve can also be programmed into the Headland Turn Sequence.



FLOW CONTROL USING THE INTELLIVIEW III

The IntelliView™ III touchscreen makes setting flow rates to individual valves simplicity itself. Scroll through the menus and select valve control. Choose the outlet you wish to adjust, and drag the slider with your finger to the desired setting. Job done.

HEADLAND TURN SEQUENCE

Headland Turn Sequence has been refined and developed by New Holland to ensure ease of use and set-up. For complex applications, including operating the very widest tillage equipment, HTS really can reduce operator fatigue. Of equal importance, the operator can use HTS to manage some operations but leave others to manual control. The choice is theirs. Set up is simply a case of recording the desired operations at the headland. The actions can then be repeated, automatically, by pressing the dedicated button on the CommandGrip™ handle.



360°:T9

The new T9 range has been designed to spend more time working and less time in the yard. All service points are easy to access, and super long service intervals mean they will spend more time in their natural environment: the field!



AdBlue®

WILL I BE ABLE TO FIND ADBLUE® EASILY?

The answer is yes! It will be available on your doorstep, through CNH Parts & Service; just contact your local dealer for more information. If that wasn't enough, AdBlue® can even be delivered direct to your farm for absolute convenience.



FINANCE TAILORED TO YOUR BUSINESS

CNH Capital, the financial services company of New Holland, is well established and respected within the agricultural sector. Advice and finance packages tailored to your specific needs are available. With CNH Capital, you have the peace of mind that comes from dealing with a financing company that specialises in agriculture


TRAINED TO GIVE YOU THE BEST SUPPORT

Your dedicated New Holland dealer technicians receive regular training updates. These are carried out both through on-line courses as well as intensive classroom sessions. This advanced approach ensures your dealer will always have the skills needed to look after the latest and most advanced New Holland products.

SERVICE PLUS - LONG LASTING CONFIDENCE

Service Plus coverage from Covéa Fleet provides owners of New Holland agricultural machinery with additional cover on the expiry of the manufacturer's contractual warranty. Please ask your dealer for more details.

Terms and conditions apply.



DEALER INSTALLED ACCESSORIES

A comprehensive range of approved accessories to optimise machine performance in all conditions can be supplied and fitted by your dealer.



WWW.NEWHOLLANDSTYLE.COM

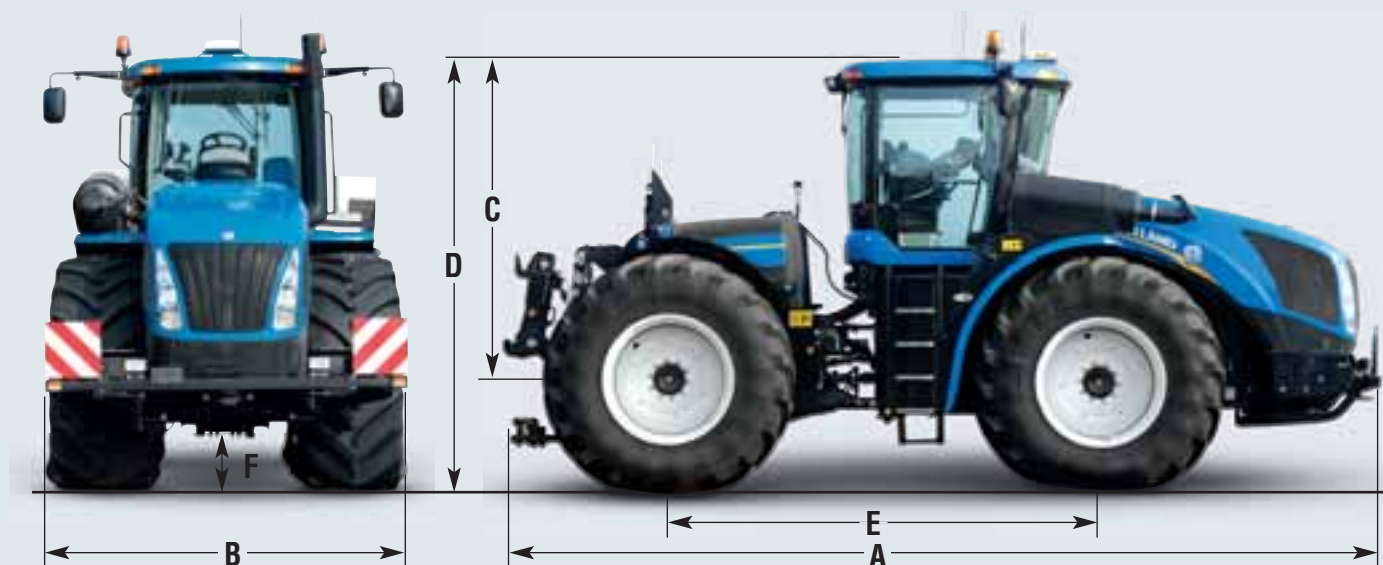
Want to make New Holland a part of your everyday life? Browse the comprehensive selection on www.newhollandstyle.com. A whole range of items are available including hard wearing work clothing and a vast selection of scale models, together with so much more. New Holland. As individual as you.

MODELS	T9.390	T9.450	T9.505	T9.560	T9.615	T9.670
New Holland Engine*	FPT Cursor 9	FPT Cursor 13	FPT Cursor 13	FPT Cursor 13	FPT Cursor 13 Two stage Turbo	FPT Cursor 13 Two stage Turbo
No. of cylinders / Aspiration / Valves / Emission level	6/ WT / 4 / Tier 4A	6/ WT / 4 / Tier 4A	6/ WT / 4 / Tier 4A	6/ WT / 4 / Tier 4A	6/ WT / 4 / Tier 4A	6/ WT / 4 / Tier 4A
ECOBlue™ SCR system (Selective Catalytic Reduction)	●	●	●	●	●	●
Capacity (cm³)	8700	12700	12700	12700	12700	12700
Approved biodiesel blend**	B20	B20	B20	B20	B20	B20
Bore and Stroke (mm)	117x135	135x150	135x150	135x150	135x150	135x150
Max. EPM horsepower - ISO TR14396 - ECE R120 [kW/hp(CV)]	287/390	328/446	369/502	410/557	451/613	492/669
Max. horsepower - ISO TR14396 - ECE R120 [kW/hp(CV)]	287/390	328/446	369/502	410/557	439/597	492/669
Rated EPM horsepower - ISO TR14396 - ECE R120 [kW/hp(CV)]	287/390	328/446	365/496	403/548	440/598	477/648
Rated horsepower - ISO TR14396 - ECE R120 [kW/hp(CV)]	261/354	298/405	336/457	373/507	399/542	447/608
Rated engine speed (rpm)	2000	2100	2100	2100	2100	2100
Max. torque - ISO TR14396 (Nm)	1745 @ 1400	1899 @ 1400	2136 @ 1400	2374 @ 1400	2540 @ 1400	2848 @ 1400
Torque rise (%)	40	40	40	40	40	40
Viscous coupled cooling fan	●	●	●	●	-	-
Hydraulically driven cooling Fan	-	-	-	-	●	●
Earth friendly engine oil filter	●	●	●	●	●	●
Automatic exhaust brake	○	○	○	○	○	○
Diesel capacity (Litres)	870	1230	1230	1230	1168	1729
DEF/AdBlue® tank capacity (Litres)	174	174	174	234	234	234
Service interval (hours)	600	600	600	600	600	600
Transmission						
IntelliShift™ system	●	●	●	●	●	●
Ground Speed Management system (GSM)	●	●	●	●	●	●
16 x 2 Ultra Command™ Full-Powershift (40 kph)	●	●	●	●	●	●
Road Hi - Lo in 16th gear	●	●	●	●	●	●
Min. speed (kph)	4	4	4	4	4	4
Electrical						
12 volt alternator (Amps)	200	200	200	200	200	200
Battery capacity (CCA)	2x1000	2x1000	2x1000	2x1000	2x1000	2x1000
Axles						
4WD front axle	●	●	●	●	●	●
Articulation angle (°)	42	42	42	42	38	38
Turning radius (mm)	4900	4900	4900	4900	5700	5700
Terralock™ functions	●	●	●	●	●	●
Hydraulics						
Closed Centre Load Sensing (CCLS)	●	●	●	●	●	●
Main pump flow Standard / High flow option (Lpm)	151 / 208	159 / 216	159 / 216	159 / 216	159 / 216	159 / 216
MegaFlow™ option pump flow Standard / High flow (Flow Split between left and right remotes) (Lpm)	351 / 408	371 / 428	371 / 428	371 / 428	371 / 428	371 / 428
MegaFlow™ II option pump flow Standard / High flow (Total flow available across all remotes) (Lpm)	351 / 408	371 / 428	371 / 428	371 / 428	371 / 428	371 / 428
Electronic Draft Control (EDC)	●	●	●	●	●	●
Remote Valves						
Type	Electro hydraulic	Electro hydraulic	Electro hydraulic	Electro hydraulic	Electro hydraulic	Electro hydraulic
Max. no. rear valves	8	8	8	8	8	8
Joystick control	○	○	○	○	○	○
Rear Linkage	○	○	○	○	○	○
Rear linkage category	IV-N / III	IV-N / III	IV-N / III	IV-N / III	IV-N	IV-N
Max. lift capacity through the range (610 mm behind ball ends) (kg)	9071	9071	9071	9071	8900	8900
Rear PTO	○	○	○	○	○	○
Auto Soft Start	●	●	●	●	●	●
Engine speed at 1000 rpm (rpm)	2000	2000	2000	2000	2000	2000
Brakes						
Automatic exhaust brake	●	●	●	●	●	●
Electronic park brake	○	○	○	○	○	○
Hydraulic trailer brakes	●	●	●	●	●	●

MODELS	T9.390	T9.450	T9.505	T9.560	T9.615	T9.670
Cab						
360° 4 pillar cab with FOPS - OECD Code 10 Level 1	●	●	●	●	●	●
Cab category level - EN 15695	2	2	2	2	2	2
High visibility RHS window	●	●	●	●	●	●
HID lighting pack	○	○	○	○	○	○
Auto Comfort™ seat with seat belt	●	●	●	●	●	●
Auto Comfort™ leather seat with seat belt	○	○	○	○	○	○
Instructors seat with seat belt	○	○	○	○	○	○
SideWinder™ II armrest	●	●	●	●	●	●
CommandGrip™ handle	●	●	●	●	●	●
Electronic adjustment of SideWinder™ II armrest	●	●	●	●	●	●
Air conditioning	●	●	●	●	●	●
Automatic climate control	●	●	●	●	●	●
Air recirculation filters	●	●	●	●	●	●
MP3 Radio with weather channel	○	○	○	○	○	○
Telescopic mirrors	○	○	○	○	○	○
Electronic remotely adjustable mirrors	○	○	○	○	○	○
Comfort Ride™ cab suspension	○	○	○	○	○	○
Headland Turn Sequence (HTS)	●	●	●	●	●	●
Remote control for rear linkage	○	○	○	○	○	○
A pillar Performance Monitor with enhanced key pad	●	●	●	●	●	●
IntelliView™ III colour monitor with ISO 11783 connector	●	●	●	●	●	●
IntelliSteer® guidance ready	○	○	○	○	○	○
Optimum cab noise level EC 77/311 (dB(A))	76	80	80	80	76	76
Factory fit rotating beacons (1 / 2)	○	○	○	○	○	○
Weights						
Min. unballasted / shipping weights (no rear linkage or PTO fitted) (kg)	14951	15042	15626	16895	18068	20134
Max. permissible weight (kg)	19051	22453	22453	22453	25401	25401

● Standard ○ Optional – Not available * Developed by FPT Industrial

** Biodiesel blend must fully comply with the latest fuel specification EN14214:2009 and operation is in accordance with operator manual guidelines



MODELS	T9.390 - T9.560	T9.615 - T9.670
Dimensions		
With rear tyre size**	710/70R42 - Singles	710/70R42 - Singles
A Overall length inc. front weight pack and rear drawbar(mm)	7393	7615
B Min. width across bar axle (mm)	3048	3048
C Height at centre of rear axle to top of cab (mm)	2794	2903
D Overall height (mm)	3843	3963
E Wheelbase (mm)	3759	3911
F Ground clearance (depends on drawbar) (mm)	443	447

** Rear tyres other than those mentioned are available: 620/70R42, 710/70R42, 800/70R38, 900/60R42

NEW HOLLAND TOP SERVICE: CUSTOMER SUPPORT AND CUSTOMER INFORMATION



TOP AVAILABILITY

If you need information, or have an out of hours question, ring our toll-free number*. All day, every day, we are just a call away.



TOP SPEED

Express parts delivery: when you need it, where you need it!



TOP PRIORITY

Fast-track solution during the season: because your harvest can't wait!



TOP SATISFACTION

We drive and track the solution you need, keeping you informed: until you are 100% satisfied!

**TOP SERVICE**
00800 64 111 111

* Calls to the Top Service team are free from landlines in the United Kingdom and Republic of Ireland. UK-based mobile calls are also free, but Republic of Ireland mobile users should call **01 2421881** and this will be charged at your standard network rate.

For more details, ask your New Holland dealer!



YOUR SUCCESS - OUR SPECIALTY

AT YOUR OWN DEALER

Visit our web site for UK: www.newholland.com/uk - for ROI: www.newholland.com/ie

The data indicated in this folder are approximate. The models described here can be subjected to modifications without any notice by the manufacturer. The drawings and photos may refer to equipment that is either optional or intended for other countries. Please apply to our Sales Network for any further information. Published by New Holland Brand Communications. Bts Adv. - Printed in Italy - 12/12 - TP01 - (Turin) - **120009/INB**